POSIZIONE APPARECCHIATURE

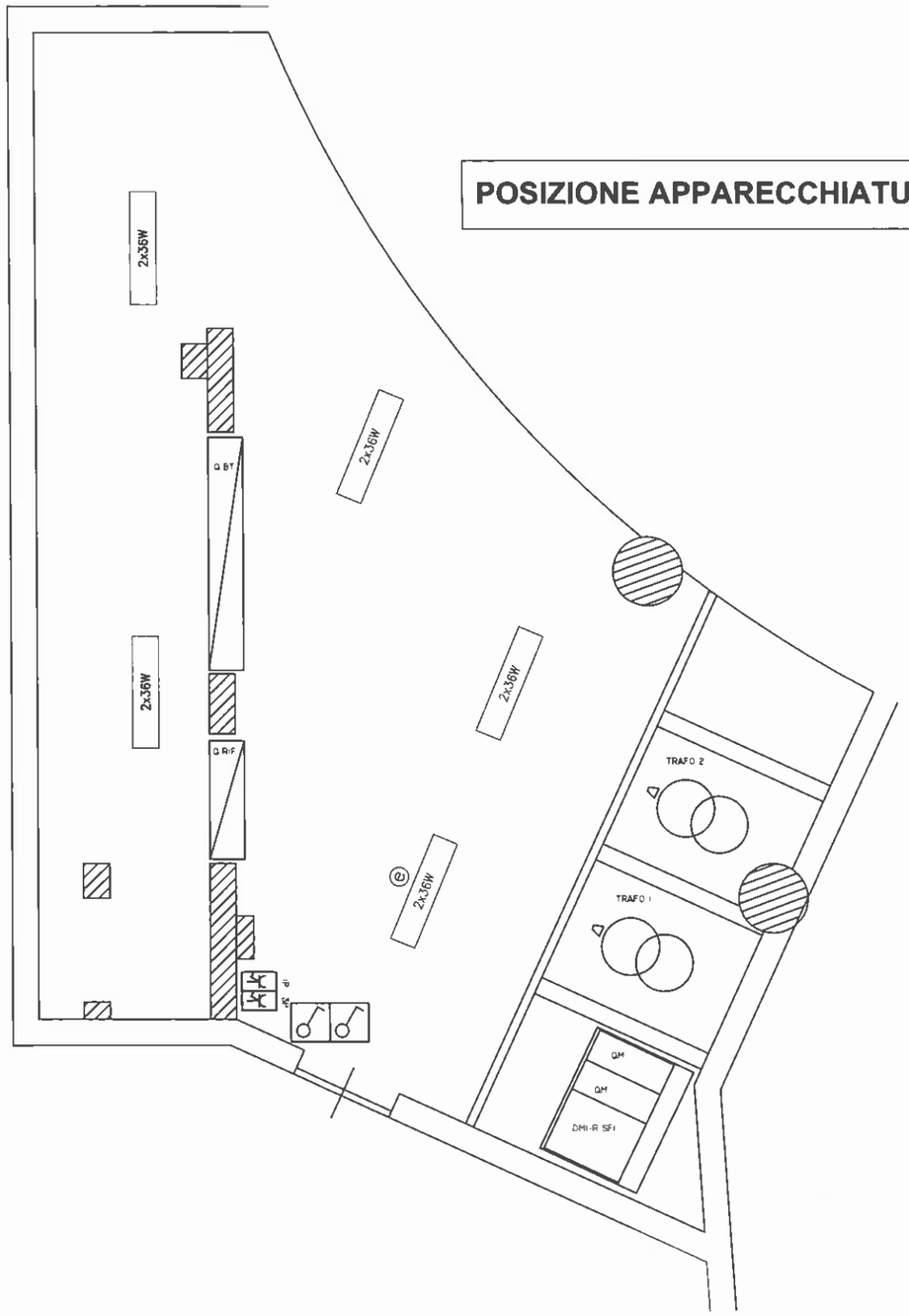

IMPIANTO DI TERRA CABINA

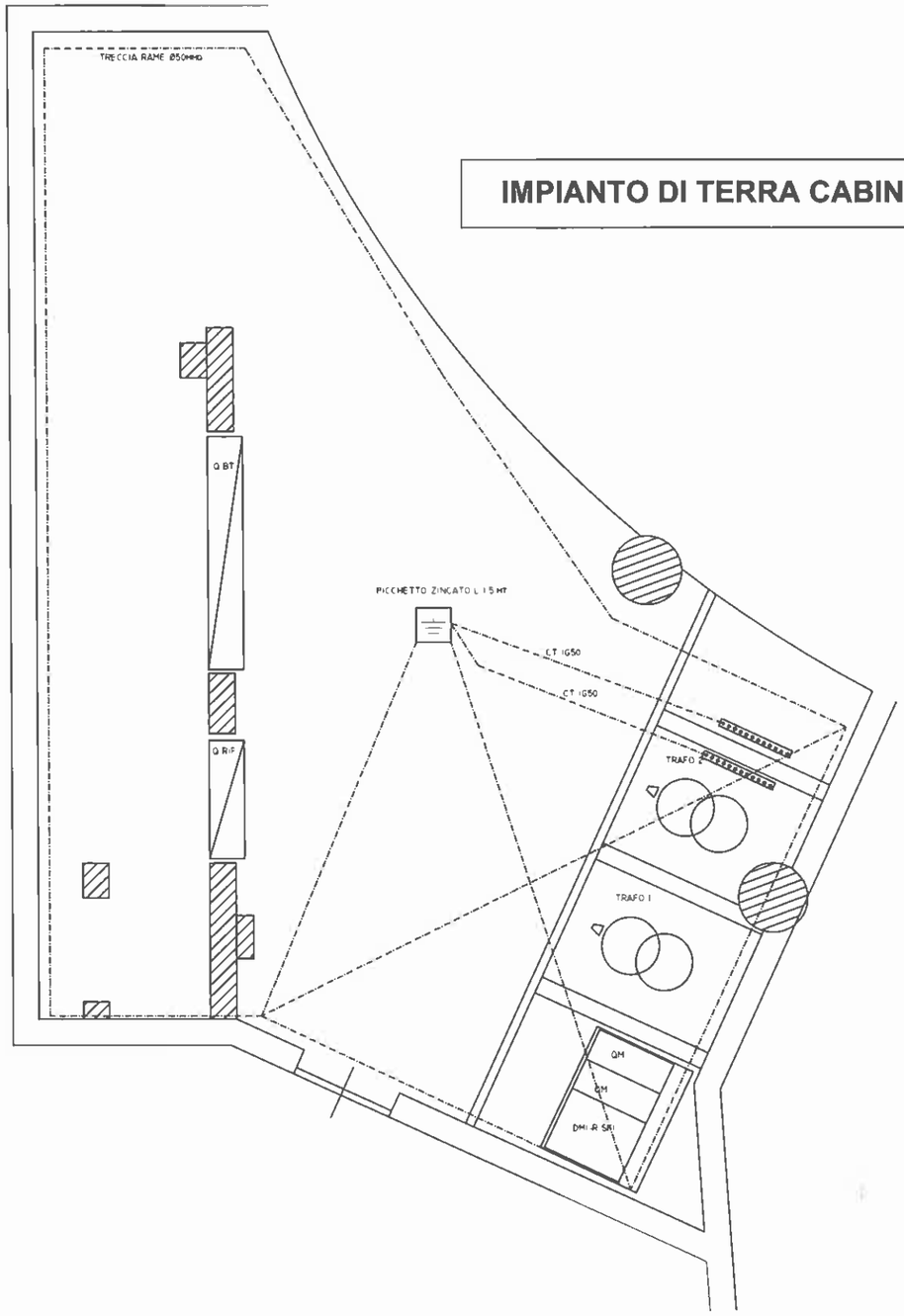

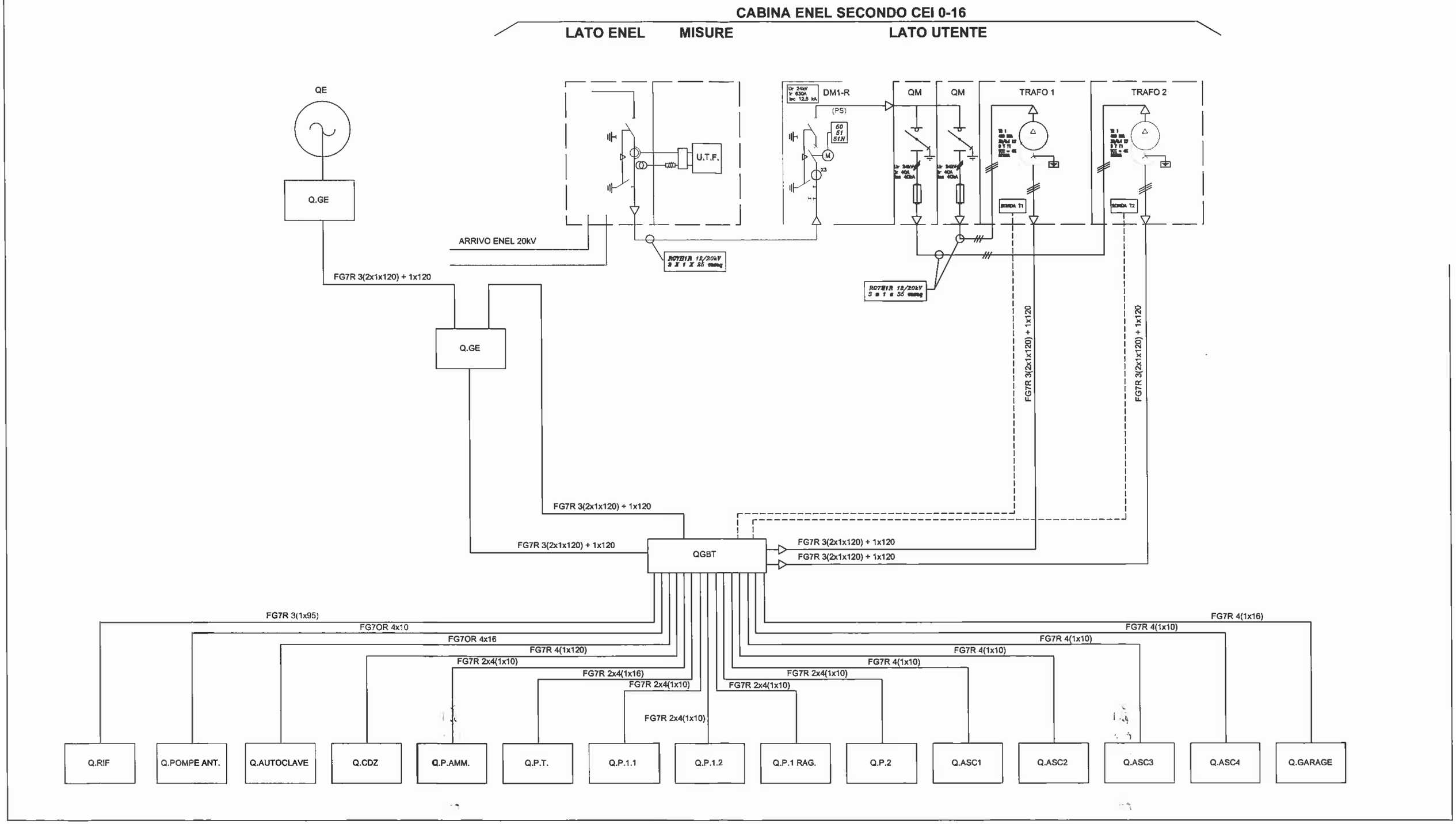
CABINA ENEL SECONDO CEI 0-16
LATO ENEL
MISURE
LATO UTENTE
QE
Q.GE
ARRIVO ENEL 20kV
U.T.F.
DM1-R
(PS)
50
51
51N
QM
QM
TRAFO 1
TRAFO 2
SCHEDA T1
SCHEDA T2
FG7R 3(2x1x120) + 1x120
FG7R 3(2x1x120) + 1x120
FG7R 3(2x1x120) + 1x120
FG7R 3(2x1x120) + 1x120
FG7R 3(2x1x120) + 1x120
Q.GE
QGBT
FG7R 3(1x95)
FG7OR 4x10
FG7OR 4x16
FG7R 4(1x120)
FG7R 2x4(1x10)
FG7R 2x4(1x16)
FG7R 2x4(1x10)
FG7R 2x4(1x10)
FG7R 2x4(1x10)
FG7R 2x4(1x10)
FG7R 4(1x10)
FG7R 4(1x10)
FG7R 4(1x10)
FG7R 4(1x10)
FG7R 4(1x16)
Q.RIF
Q.POMPE ANT.
Q.AUTOCLAVE
Q.CDZ
Q.P.AMM.
Q.P.T.
Q.P.1.1
Q.P.1.2
Q.P.1 RAG.
Q.P.2
Q.ASC1
Q.ASC2
Q.ASC3
Q.ASC4
Q.GARAGE